



PEGASUS®



GX Series

GX3200 : DRY-HEAD type, Safety stitch machine

GX5200 : DRY-HEAD type, Overedger



A dry-head type machine achieves high speed!

Equipped with state-of-the-art technology
that increases production and safety



GX3200 series common specifications

DRY-HEAD type, Safety stitch machine

Stitch length adjustment	: Push-button
Diff. feed ratio adjustment	: Lever with micro-adjustment
Maximum speed	: 7,000 sti/min*
Lubrication	: Grease and automatic

GX5200 series common specifications

DRY-HEAD type, Overedger

Stitch length adjustment	: Push-button
Diff. feed ratio adjustment	: Lever with micro-adjustment
Maximum speed	: 7,000 sti/min*
Lubrication	: Grease and automatic

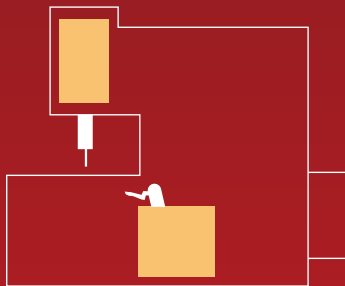
※Depends on subclasses and sewing conditions



Check Point

Grease lubrication

State-of-the-art grease lubrication technology has been employed for the “needle bar mechanism” and “upper looper mechanism”.



This feature reduces oil stains on sewn products, decreasing the use of stain remover. The GX series is a reliable sewing machine that creates a clean work environment and contributes to global environmental protection.



Max speed 7,000 sti/min

A dry-head type machine reaches a maximum machine speed of 7,000 sti/min*.

The machine that contributes to increases in production.

※Depends on subclasses and sewing conditions



Achieves your own distinctive textures

High quality

The GX series produces uniform, stretchable and excellent seams, in accordance with the features of the fabric. In addition, thanks to the newly-shaped needle thread take-up (included as standard on subclasses –M03 and –M53), properly-tightened and excellently finished seams are achieved, with low needle thread tension.



Fine adjustments for the presser foot lift

High quality

The presser foot can be floated slightly above the fabric during sewing, in accordance with the features of the fabric. This feature prevents seam jamming, fabric twisting and fabric damage caused by the feed dog, producing high quality products.



Remarkable visibility

Ease of operation

Outstanding design provides sufficient space around the operator's hands, improving operator visibility and increasing ease of operation.



Interchangeable gauge parts

Cost-effectiveness

The gauge parts are common between the GX series and PEGASUS' traditional series (EX/MX series). Therefore you can make effective use of these parts, reducing costs.



Available for various fabrics High quality

The GX series sews various fabrics and sewn products, such as knit fabrics, woven fabrics, etc., by changing the position of the presser arm shaft. In addition, this series includes many subclasses, responding to a wide range of applications (some parts should be replaced).

< Presser arm shaft at its upper position >

Suitable for sewing knit fabrics, denim, etc., preventing plyshift.

* Factory-set: GX5200 series, GX3200 series (only -04 type)

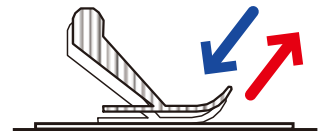
< Presser arm shaft at its lower position >

Suitable for sewing woven fabrics, etc., preventing puckering.

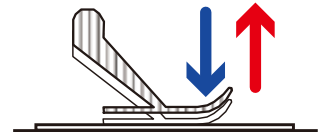
* Factory-set: GX3200 series (except -04 type)



<Upper position>



<Lower position>



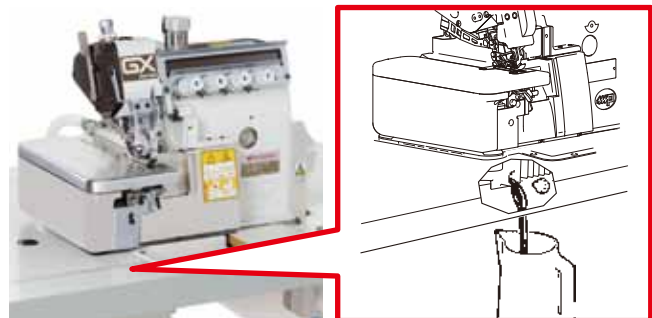
Easy-to-adjust the presser foot pressure Maintenance

The adjustment screw has scale marks. Readjusting the presser foot pressure is easy by referring to the scale marks, according to the fabric.



Replacing old oil is easy Maintenance

The drain hole is positioned at the front of the oil reservoir, so there is no need to remove the machine from the machine table when old oil is replaced.



Moving the machine is easy Maintenance

The arm bed has a handle. Thanks to this handle, replacing/reinstalling the machine is safe and smooth. Especially when the direct drive motor is attached to the machine, this handle is very helpful.



Option/Device

KS KH Thread chain cutter

A thread chain is cut as soon as it is sucked up by air suction. There is no need to cut the thread chain using scissors. Therefore, these devices dramatically increase operational efficiency.



AT TK Tape/Thread chain cutter

These devices cut a tape and/or thread chain at the start and end of sewing. No scissors are needed, resulting in greater operational efficiency. Two types of driving sources are available, pneumatic and electric.



EH Electric hemming guide

This guide automatically slides as soon as the sensor detects the cross seam section. This feature prevents misalignment due to stitch skipping or plyshifting on the cross seam sections, which tends to occur in blindstitch hemming operations. This device allows the operator to concentrate on the sewing operation.

PL Presser foot lift

Pressing the treadle with your heel raises the presser foot. This device is easy to use, thus decreasing operator fatigue and increasing productivity.

Subclasses

Display cases

1
2
3
4
5
6
7
8
9
10
11
12
13
14
GX
52
14
-
M
0
3
/
3
3
3
-
2X4
/
KS

1 Model

32 : Safety stitch machine
52 : Overedger

2 Stitch type

03 : 503, 04 : 504,
05 : 505, 14 : 514,
16 : 516, 44 : 401+514

3 Additional

N : No puckering

4 Additional

M : For tightening the needle
threads on heavy weight fabrics
A : For sewing jeans

5 Operation

0 : Plain seaming
1 : Blind stitch hemming
2 : Shirring
4 : Shirring or shirring with piping
5 : Attaching tape

6 Fabric weight

1 : Extra light to light weight fabric
2 : Light to medium weight fabric
3 : Medium to heavy weight fabric
4 : Heavy to extra heavy weight fabric

7 Additional

A : For tight curves
C3 : 1 : 3 (Irregular differential feed ratio)
H : Multiple for plain seaming and blindstitch hemming
P2 : For piping with binder

8 Upper looper capacity

2 : 5x5 (Standard lift)
3 : 6x6 (High lift)
4 : 7x7 (Super high lift)

9 Feed dog row

2 : 2 row (Standard)
3 : 3 row (Standard)
4 : 4 row (Standard)
8 : 3 row (Special)

10 Feed dog pitch

2 : 1.25 mm
3 : 1.6 mm
5 : 2.5 mm

12 Gauge

Needle space
Needle space x overedge width
Overedge width

11 Additional

K : With angled knife

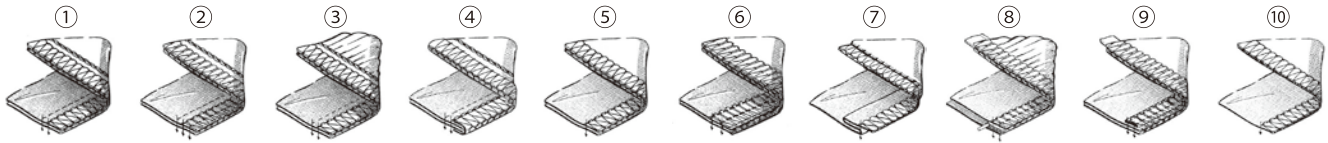
13 Additional

If non-standard cloth plate is used,
describe N (narrow) or W (wide)

14 Devices

AT, TK, KS, KH, PL, EH

Seam illustration



GX3200

Icon	Icon	Fabric weight			Icon	No. of needles	No. of threads	(mm)	(mm)	(mm)	Icon	(mm)	Icon	(sti/min)	Icon	Accessories / Option / Remarks
		Light	Medium	Heavy												
① ②	Plain seaming				GX3216N-01/232	2	5	3	4.5	5.2	0.4-1.5	5.0	7,000	DCx27#11(75)		
					GX3216-02/223	2	5	3	4.5	3.8	0.7-2.0	5	7,000	DCx27#11(75)	Option : AT,TK,KH,PL	
					GX3216-02A/223	2	5	2	3	3.8	0.7-2.0	5	7,000	DCx27#11(75)		
					GX3216-03/233	2	5	3	5	3.8	0.7-2.0	5	7,000	DCx27#14(95)		
					GX3216-03/333	2	5	3	4	3.8	0.7-2.0	5.5	6,500	DCx27#11(75)	Option : AT,TK,KH,PL	
					GX3244-03/333	3	6	3	5	3.8	0.7-2.0	5.5	6,500	DCx27#11(75)		
					GX3216-A04/435(K)	2	5	5	5.6	5.0	0.8-1.5	7	6,000	DCx27#21(130)		
			GX3244-A04/435(K)	3	4	5	3+4	5.0	0.8-1.5	7	6,000	DCx27#21(130)	Option : AT,TK,PL			
③	Shirring				GX3216-42/233	2	5	3	4	3.2	0.85-2.8	5	7,000	DCx27#14(90)	Accessories : Shirring device Option : AT,TK,KH,PL	
④	Attaching tape				GX3216-53/233	2	5	3	5	3.8	0.7-2.0	5	7,000	DCx27#11(75)	Accessories : Tape guide,binder Option : AT,TK,PL Remarks : For U-shaped tape	

GX5200

Icon	Icon	Fabric weight			Icon	No. of needles	No. of threads	(mm)	(mm)	(mm)	Icon	(mm)	Icon	(sti/min)	Icon	Accessories / Option / Remarks
		Light	Medium	Heavy												
⑤ ⑥	Plain seaming				GX5204-01/223	1	3	-	4	3.8	0.7-2.0	5	7,000		Option : AT,TK,KS,PL	
					GX5214N-01/283	2	4	2	4	5.2	0.4-1.5	5	6,500		Option : AT,TK,KS,PL Remarks : Wrinkle-free-machine	
					GX5204-02/233	1	3	-	3.4-5	3.8	0.7-2.0	5	7,000	DCx27#9(65)	Option : AT,TK,KS,PL	
					GX5214-03/333	2	4	2	3.4-5	3.8	0.7-2.0	5.5	6,500		Option : AT,TK,KS,PL Remarks : For tightening the needle thread on heavy weight fabrics	
					GX5214-M03/333	2	4	2	3.4-5	3.8	0.7-2.0	5.5	6,500			
⑤ ⑦	Plain seaming / Blindstitch hemming				GX5204-02H/223	1	3	-	4	3.8	0.7-2.0	5.5	7,000	DCx27#9(65)	Accessories : Blindstitch hemmingwelt guide	
⑦	Blindstitch hemming				GX5203-12/223	1	3	-	3.4	3.8	0.7-2.0	5.5	7,000	DCx27#9(65)	Option : KS,PL,EH	
					GX5205-12/223	1	3	-	4	3.8	0.7-2.0	5.5	7,000	DCx27#9(65)		
⑩	Serging				GX5203-22/233	1	2	-	5	5	0.8-1.5	5	7,000	DCx27#14(90)	Option : AT,TK,KS,PL	
					GX5204-24/445	1	3	-	7.8	5	0.8-1.5	7	6,000	DCx27#18(110)	Option : AT,TK,KS,PL Remarks : Wide knives	
					GX5214-24/445	2	4	3	4.5	5	0.8-1.5	7	6,000	DCx27#18(110)		
⑧	Shirring while piping				GX5214-43P2/333	2	4	2	4	3.2	0.85-2.8	5.5	6,500	DCx27#11(75)	Accessories : Binder Option : AT,TK,PL Remarks : Shirring while piping	
⑨	Attaching tape				GX5214-M53/333	2	4	2	3.4-5	3.2	0.7-2.4	5.5	6,500	DCx27#9(65)		
					GX5214-53C3/333	2	4	2	3.4	2.7	0.85-2.8	5.5	6,500	DCx27#11(75)	Accessories : Attaching tape device set Option : AT,TK,PL	
					GX5214-54/443	2	4	2	3.4-5	2.4	1.1-3.8	7.0	6,500	DCx27#11(75)		

*Depends on subclasses and sewing conditions

GX Series



GX3200 : DRY-HEAD type, Safety stitch machine

GX5200 : DRY-HEAD type, Overedger



This Anti-copy (-counterfeit) Sticker certifies that the sewing machine is a genuine product of PEGASUS SEWING MACHINE MFG. CO., LTD. If you look at this sticker through an exclusive "viewer," an original PEGASUS hidden image will appear.

PEGASUS SEWING MACHINE MFG. CO., LTD.

5-7-2 Sagisu Fukushima-ku, Osaka 553-0002 Japan

TEL : +81-6-6458-4739 / FAX : +81-6-6454-8785

URL : <http://www.pegasus.co.jp>



* The specification and/or appearances of the equipment described in this catalog is subject to change without previous notice.